










VANSPACE 3D PRE-MADE TEMPLATES & DIMENSIONS




Length	CARGO AREA INTERNAL LENGTH
Width	CARGO AREA INTERNAL WIDTH
Height	CARGO AREA INTERNAL HEIGHT
W/B	CENTRE OF FRONT WHEEL TO CENTRE OF REAR WHEEL


PANEL AND CARGO VANS






CITROEN	TEMPLATE NAME	MODEL	ALSO SUITABLE FOR	DIMENSIONS								
				L- CM	L-IN	W-CM	W-IN	H-CM	H-IN	W/B-CM	W/B-IN	
		Citroen Berlingo	2nd Gen Opel/Vauxhall Combo									
	Ci Be L1			182	72	160	63	127	50	272	107	
	Ci Be L2			207	107	160	63	127	50	272	107	
		Citroen Relay	Fiat Ducato, Citroen Jumper, Peugeot Boxer, Ram Pro Master, Opel Movano, Vauxhall Movano									
	Ci Re L1H1			267	105	187	74	166	65	300	118	
	Ci Re L2H1			312	123	187	74	166	65	345	136	
	Ci Re L2H2			312	123	187	74	193	76	345	136	
	Ci Re L3H2			371	146	187	74	193	76	404	159	
	Ci Re L3H3			371	146	187	74	217	85	404	159	
	Ci Re L4H2			407	160	187	74	193	76	404	159	
	Ci Re L4H3			407	160	187	74	217	85	404	159	
		Citroen Jumper	Fiat Ducato, Citroen Jumper, Peugeot Boxer, Ram Pro Master, Opel Movano, Vauxhall Movano									
	Ci Ju L1H1			267	105	187	74	166	65	300	118	
	Ci Ju L2H1			312	123	187	74	166	65	345	136	
	Ci Ju L2H2			312	123	187	74	193	76	345	136	
	Ci Ju L3H2			371	146	187	74	193	76	404	159	
	Ci Ju L3H3			371	146	187	74	217	85	404	159	
	Ci Ju L4H2			407	160	187	74	193	76	404	159	
	Ci Ju L4H3			407	160	187	74	217	85	404	159	
CHEVROLET	TEMPLATE NAME	MODEL	ALSO SUITABLE FOR	DIMENSIONS								








	Fo Ese 150 L1			308	121	187	74	137	54	350	138
	Fo Ese 150 L2			361		187	74	137	54	350	138
		Ford E Series Bus									
	Fo E450			388	152	211	83	194	76	373	146
	Fo E450 lo			565	222	211	83	194	76	536	211
		Ford Transit Connect									
	Fo Tr Co L1			183	72	149	59	136	54	266	105
	Fo Tr Co L2			233	88	149	59	136	54	306	120
		Ford Transit	Ford Tourneo, Ford Transit 150/250/350/350HD, Ford T-Series								
	Fo Tr L2H2			295	116	177	70	189	74	330	130
	Fo Tr L2H3			295	116	177	70	212	83	330	130
	Fo Tr L3H2			340	134	177	70	189	74	375	148
	Fo Tr L3H3			340	134	177	70	212	83	375	148
	Fo Tr L4H3			422	166	177	70	212	83	375	148
		Ford Transit Custom	Ford Transit Mk.8								
	Fo Tr Cu L1H1			255	100	177	70	140	55	293	115
	Fo Tr Cu L1H2			255	100	177	70	178	70	293	115
	Fo Tr Cu L2H1			292	115	177	70	140	55	330	130
	Fo Tr Cu L2H2			292	115	177	70	178	70	330	130
IVECO	TEMPLATE NAME	MODEL	ALSO SUITABLE FOR	DIMENSIONS							
				L-CM	L-IN	W-CM	W-IN	H-CM	H-IN	W/B-CM	W/B-IN
		Iveco Daily	Fiat Daily								
	Iv Da L2H2			313	123	174	69	190	75	352	139
	Iv Da L3H2			354	139	174	69	190	75	352	139
	Iv Da L3H3			354	139	174	69	210	83	352	139
	Iv Da L4H2			468	184	174	69	190	75	410	161
	Iv Da L4H3			468	184	174	69	210	83	410	161
	Iv Da L5H2			512	202	174	69	190	75	410	161
	Iv Da L5H3			512	202	174	69	210	83	410	161
MERCEDES	TEMPLATE NAME	MODEL	ALSO SUITABLE FOR	DIMENSIONS							
				L-CM	L-IN	W-CM	W-IN	H-CM	H-IN	W/B-CM	W/B-IN
		Mercedes Sprinter	Freightliner Sprinter, Mercedes-Benz Sprinter								
	Me Sp L1H2 (SWB)			327	129	179	70	172	68	366	144
	Me Sp L2H2 (SWB)			327	129	179	70	200	79	366	144
	Me Sp L3H2 (LWB)			430	169	179	70	200	79	432	170
	Me SP L3H3 (LWB)			430	169	179	70	224	88	432	170
	Me SP L4H2 (LWB EXT)			470	185	179	70	200	79	432	170




	Me SP L4 H3 (LWB EXT)			470	185	179	70	224	88	432	170
		Mercedes Metris/Vito									
	Me Me/Vi L1			236	93	168	66	139	55	320	126
	Me Me/Vi L2			258	102	168	66	139	55	320	126
	Me Me/Vi L3			279	110	168	66	139	55	320	126
		Mercedes Sprinter Ambulance	Freightliner Sprinter, Dodge Sprinter								
	Me Sp Am			384	151	192	76	224	88	365	144
	TEMPLATE NAME	MODEL	ALSO SUITABLE FOR	DIMENSIONS							
				L- CM	L-IN	W-CM	W-IN	H-CM	H-IN	W/B-CM	W/B-IN
		Mitsubishi Express	Renault Traffic, Nissan NV300, Opel/Vauxhall Vivaro, Fiat talento								
	Mi Ex L1H1			294	116	166	65	139	55	350	138
	Mi Ex L1H2			294	116	166	65	190	75	350	138
	Mi Ex L2H1			254	100	166	65	139	55	310	122
	Mi Ex L2H2			254	100	166	65	190	75	310	122
		Mitsubishi Delica	3rd gen Mitsubishi L400, Mitsubishi Space Gear, Mitsubishi Starwagon, Dongfeng Fengxing Mi De SWB 2								
	Mi De SWB			214	84	154	61	152	60	280	110
	Mi De LWB			234	92	154	61	152	60	300	118
	TEMPLATE NAME	MODEL	ALSO SUITABLE FOR	DIMENSIONS							
				L- CM	L-IN	W-CM	W-IN	H-CM	H-IN	W/B-CM	W/B-IN
	Mi GMC	GMC 1970's Motorhome		562	220	237	93	190	75	360	142
	TEMPLATE NAME	MODEL	ALSO SUITABLE FOR	DIMENSIONS							
				L- CM	L-IN	W-CM	W-IN	H-CM	H-IN	W/B-CM	W/B-IN
	Ni NV 200	Nissan NV 200	Mitsubishi Delica D:3, Chevrolet City Express, eWolf Delta 2 Shuttle	210	83	150	59	135	53	292	115
	NI Nv 300 L1 H1	Nissan NV 300	Renault Traffic, Mitsubishi Express, Fiat Talento, Opel/Vauxhall Vivaro	294	116	166	65	139	55	350	138
	NI Nv 300 L1 H2			294	116	166	65	190	75	350	138
	NI Nv 300 L2 H1			254	100	166	65	139	55	310	122

	NI Nv 300 L2 H2			254	100	166	65	190	75	310	122
		Nissan NV 400	Opel/Vauxhall Movano, Renault Master 3rd gen								
	NI Nv 400 L1 H1			258	102	177	70	170	67	318	125
	NI Nv 400 L2 H2			308	121	177	70	189	74	368	145
	NI Nv 400 L2 H3			308	121	177	70	214	84	368	145
	NI Nv 400 L3 H2			373	147	177	70	189	74	433	170
	NI Nv 400 L3 H3			373	147	177	70	214	84	433	170
	NI Nv 400 L4 H2			438	172	177	70	180	71	433	170
	NI NV 400 L4 H3			438	172	177	70	204	80	433	170
OPEL	TEMPLATE NAME	MODEL	ALSO SUITABLE FOR	DIMENSIONS							
				L- CM	L-IN	W-CM	W-IN	H-CM	H-IN	W/B-CM	W/B-IN
		Opel Vivaro	Vauxhall Vivaro								
	Op Vi L1H1			294	116	166	65	139	55	350	138
	Op Vi L1H2			294	116	166	65	190	75	350	138
	Op Vi L2H1			254	100	166	65	139	55	310	122
	Op Vi L2H2			254	100	166	65	190	75	310	122
		Opel Combo	Fiat Doblò, Vauxhall Combo, Ram ProMaster City Op Co L1H1								
	Op Co L1 H1			182	72	171	67	130	51	275	108
	Op Co L1 H2			182	72	171	67	155	61	275	108
	Op Co L2 H1			217	85	171	67	130	51	310	122
		Opel Movano									
	Op Mo L1H1			258	102	177	70	170	67	318	125
	Op Mo L2H2			308	121	177	70	189	74	368	145
	Op Mo L2H3			308	121	177	70	214	84	368	145
	Op Mo L3H2			373	147	177	70	189	74	433	170
	Op Mo L3H3			373	147	177	70	214	84	433	170
	Op Mo L4H2			438	172	177	70	180	71	433	170
	Op Mo L4H3			438	172	177	70	204	80	433	170
PEUGEOT	TEMPLATE NAME	MODEL	ALSO SUITABLE FOR	DIMENSIONS							
				L- CM	L-IN	W-CM	W-IN	H-CM	H-IN	W/B-CM	W/B-IN
		Peugeot Partner	1st and 2nd Gen Citroen Berlingo								
	Pe Pa L1			180	71	162	64	125	49	279	110
	Pe Pa L2			205	81	162	64	125	49	279	110
		Peugeot Boxer	2nd gen Peugeot Manager, Citroën Jumper, Citroën Relia								
	Pe Bo L1H1			267	105	187	74	166	65	300	118
	Pe Bo L2H1			312	123	187	74	166	65	345	136



	Pe Bo L2H2			312	123	187	74	193	76	345	136
	Pe Bo L3H2			370	146	187	74	193	76	403	159
	Pe Bo L4H2			407	160	187	74	193	76	403	159
	Pe Bo L4H3			407	160	187	74	217	85	403	159
RENAULT	TEMPLATE NAME	MODEL	ALSO SUITABLE FOR	DIMENSIONS							
				L- CM	L-IN	W-CM	W-IN	H-CM	H-IN	W/B-CM	W/B-IN
		Renault Master	3rd gen Nissan NV400, Opel Movano, Vauxhall Movano								
	Re Ma L1H1			258	102	177	70	170	67	318	125
	Re Ma L1H2			258	102	177	70	189	74	318	125
	Re Ma L2H2			308	121	177	70	189	74	368	145
	Re Ma L2H3			308	121	177	70	214	84	368	145
	Re Ma L3H2			373	147	177	70	189	74	433	170
	Re Ma L3H3			373	147	177	70	214	84	433	170
	Re Ma L4H2			438	172	177	70	180	71	433	170
	Re Ma L4H3			438	172	177	70	204	80	433	170
		Renault Traffic	2nd gen Nissan Primastar, Opel Vivaro, Vauxhall Vivaro								
	Re Tr LWB			294	116	166	65	139	55	350	138
	Re Tr LWB H2			294	116	166	65	190	75	350	138
	Re Tr SWB			254	100	166	65	139	55	310	122
	Re Tr SWB H2			254	100	166	65	190	75	310	122
RAM	TEMPLATE NAME	MODEL	ALSO SUITABLE FOR	DIMENSIONS							
				L- CM	L-IN	W-CM	W-IN	H-CM	H-IN	W/B-CM	W/B-IN
		RAM ProMaster Cargo	2nd gen Peugeot Boxer, Citroën Relay, Peugeot Manager, Citroën Jumper, Ram ProMaster								
	Ra Pr Ca 1500 HR 136 WB			312	123	188	74	192	76	345	136
	Ra Pr Ca 1500 LR 136 WB			312	123	188	74	166	65	345	136
	Ra Pr Ca 2500 HR 159 WB			371	146	188	74	192	76	404	159
	Ra Pr Ca 3500 H3 159 WB			371	146	188	74	210	83	404	159
	Ra Pr Ca 3500 H3 159 WB EXT			407	160	188	74	210	83	404	159
	Ra Pr Ca 3500 HR 159 WB EXT			407	160	188	74	192	76	404	159
		RAM ProMaster City	Opel Combo, Fiat Doblò Work Up, Fiat Pratico, Vauxhall Combo, Ram V1000								
	Ra Pr Ci L1H1			182	72	171	67	130	51	275	108
	Ra Pr Ci L1H2			182	72	171	67	155	61	275	108
	Ra Pr Ci L2H1			217	85	171	67	130	51	310	122
	Ra Pr Ci L2H2			217	85	171	67	155	61	310	122

TOYOTA	TEMPLATE NAME	MODEL	ALSO SUITABLE FOR	DIMENSIONS								
				L- CM	L-IN	W-CM	W-IN	H-CM	H-IN	W/B-CM	W/B-IN	
		Toyota Coaster	Hino Liesse II, Wanli Toyota Coaster									
	To Co			531	209	204	80	181	72	394	155	
		Toyota ProAce	2nd gen Citroen jumpy, Citroën Dispatch, Fiat Scudo, Peugeot Expert									
	To Pr L1H1			225	89	160	63	145	57	300	118	
	To Pr L2H1			258	102	160	63	145	57	313	123	
	To Pr L2H2			258	102	160	63	175	69	313	123	
		Toyota HiAce	4th gen Toyota Commuter, Toyota Granvia, Toyota RegiusAce, Toyota HiClass									
	To Hi LWB			347	137	176	69	163	64	311	122	
	To Hi SWB			293	115	176	69	163	64	257	101	
VAUXHALL	TEMPLATE NAME	MODEL	ALSO SUITABLE FOR	DIMENSIONS								
				L- CM	L-IN	W-CM	W-IN	H-CM	H-IN	W/B-CM	W/B-IN	
		Vauxhall Vivaro	3rd gen Opel Vivaro, Renault Trafic, Nissan NV300, Mitsubishi Express									
	Va Vi L1H1			294	116	166	65	139	55	350	138	
	Va Vi L1H2			294	116	166	65	190	75	350	138	
	Va Vi L2H1			254	100	166	65	139	55	310	122	
	Va Vi L2H2			254	100	166	65	190	75	310	122	
		Vauxhall Combo	3rd gen Fiat Doblò, Opel Combo, Ram ProMaster City									
	Va Co L1H1			182	72	171	67	130	51	275	108	
	Va Co L1H2			182	72	171	67	155	61	275	108	
	Va Co L2H1			217	85	171	67	130	51	310	122	
		Vauxhall Movano	3rd gen Opel Vivaro, Renault Trafic, Nissan NV300, Mitsubishi Express									
	Va Mo L1H1			258	102	177	70	170	67	318	125	
	Va Mo L2H2			308	121	177	70	189	74	368	145	
	Va Mo L2H3			308	121	177	70	214	84	368	145	
	Va Mo L3H2			373	147	177	70	189	74	433	170	
	Va Mo L3H3			373	147	177	70	214	84	433	170	
	Va Mo L4H2			438	172	177	70	180	71	433	170	
	Va Mo L4H3			438	172	177	70	204	80	433	170	
VOLKSWAGEN	TEMPLATE NAME	MODEL	ALSO SUITABLE FOR	DIMENSIONS								
				L- CM	L-IN	W-CM	W-IN	H-CM	H-IN	W/B-CM	W/B-IN	


		Volkswagen T Series									
	VW T1		Samba, Westfalia	272	107	156	61	143	56	242	95
	VW T2		Kombi	280	110	156	61	143	56	242	95
	VW T3		Vanagon	265	104	160	63	143	56	245	96
	VW T4		Eurovan	288	114	162	63	135	53	332	130
	VW T5 Cara SWB		Caravelle	232	91	174	69	146	57	300	118
	VW T5 Cara LWB		Caravelle	272	107	174	69	146	57	340	134
	VW T6			234	92	178	40	148	58	300	118
		Volkswagen Transporter									
	VW Tr L1H1			257	101	170	67	141	56	300	118
	VW Tr L1H2			257	101	170	67	164	65	300	118
	VW Tr L1H3			257	101	170	67	194	76	300	118
	VW Tr L2H1			297	117	170	67	141	56	340	134
	VW Tr L2H2			297	117	170	67	164	65	340	134
	VW Tr L2H3			297	117	170	67	194	76	340	134
		Volkswagen Caddy	Caddy Maxi, Caddy life								
	VW Ca L1			178	70	156	61	126	49	268	106
	VW Ca L2			225	86	156	61	126	49	300	118
		Volkswagen Crafter	MAN TGE								
	VW Cr L2H2			345	136	183	72	196	77	364	143
	VW Cr L3H2			430	169	183	72	196	77	450	177
	VW Cr L3H3			430	169	183	72	220	87	450	177
	VW Cr L4H2			485	191	183	72	196	77	450	177
	VW Cr L4H3			485	191	183	72	220	87	450	177
BUSES											
	TEMPLATE NAME	MODEL	ALSO SUITABLE FOR	DIMENSIONS							
				L- CM	L-IN	W-CM	W-IN	H-CM	H-IN	W/B-CM	W/B-IN
	Mi Sc Bu	School Bus		615	242	230	91	187	74	654	257
	Mi Sc Bu Sh	Short School Bus		353	139	230	91	187	74	393	155
	Pr H3-45	Prevost H3-45	Flat Nose Bus	1154	454	244	96	194	76	802	316

		Ford E Series Bus									
	Fo E450			388	152	211	83	194	76	373	146
	Fo E450 lo			565	222	211	83	194	76	536	211
		Toyota Coaster	Hino Liesse II, Wanli Toyota Coaster								
	To Co			531	209	204	80	181	72	394	155
		Toyota HiAce	4th gen Toyota Commuter, Toyota Granvia, Toyota RegiusAce, Toyota HiClass								
	To Hi LWB			347	137	176	69	163	64	311	122
	To Hi SWB			293	115	176	69	163	64	257	101


STEP VANS & BOX TRUCKS

	TEMPLATE NAME	MODEL	ALSO SUITABLE FOR	DIMENSIONS							
				L- CM	L-IN	W-CM	W-IN	H-CM	H-IN	W/B-CM	W/B-IN
		Morgan Olson Step Van	Step vans								
	Mi Mo Ol Step Van			480	189	204	80	186	73	403	159
	Mi Bo Van	Box Van	Box Vans	284	112	176	69	184	72	n/a	n/a

MOTORHOMES

	TEMPLATE NAME	MODEL	ALSO SUITABLE FOR	DIMENSIONS							
				L- CM	L-IN	W-CM	W-IN	H-CM	H-IN	W/B-CM	W/B-IN
	Mi GMC	GMC 1970's Motorhome		562	220	237	93	190	75	360	142

JEEPS

	TEMPLATE NAME	MODEL	ALSO SUITABLE FOR	DIMENSIONS							
				L- CM	L-IN	W-CM	W-IN	H-CM	H-IN	W/B-CM	W/B-IN
	Mi Je Wr	Jeep Wrangler		166	65	136	54	118	46	295	116

